

3D FOOT SCANNER

The 3D footprint measurement machine

LINEUP

The 3D footprint measurement machine

The World's Smallest and Lightest Rail Type Laser Scanner

Footstep PRO

Provide USB interface connection with laptop PC. Require smaller setting space than conventional scanners. Despite its compact size, this scanner provides almost the same performance and accuracy as conventional scanners. This transportable scanners is convenient for trade show exhibitions, measurement events, etc..

Specifications

- Main Unit (CUTE : JSM2100CU)
- Foot Measurement Software
- Foot Analyze Software
- Laptop PC
- Laser Printer



Color : Blue
(Regular color : Black)

Software

Foot Measurement Software

- Measurement Time : 15 sec (one foot)
- Measurement Point : Maximum of 60,000 points (both feet)
- Display Function : 3D Surface Representation

Foot Analyze Software

- Measurement Item : Length, Ball Girth, Width, Heel Width, Arch Height, Arch Height Ratio, Heel Angle, Big Toe Side Angle, Little Toe Side Angle
- Other Function : Printout, Measurement Point Deletion

Option

Customized body color and company name printing by a sticker are available as options.

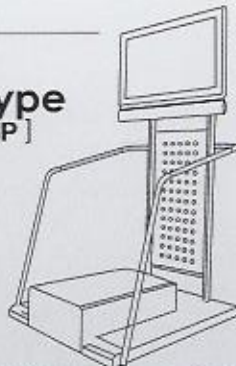
Variation

Using the standard transportable type as a base model, the variations such as the standing sports type, the standing stand-alone type can be provided.

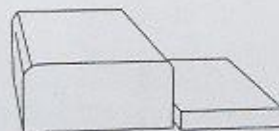
Standard Type [JMS2100CU]



Sports Type [JMS2100SP]



Stand-Alone Type [JMS2100]



Features

Provide speedy 3D foot scanning by the world top level 3D scanning technology.

The detailed measured data is suitable for shoe sales and production, various research and development related to foot.



3D foot measurement just in 15 seconds for one foot.

"The 3D footprint measurement machine" adopts the rail type laser measurement system, have the world top level measurement processing and operation capabilities, and accurately measures entire foot by the high precious mechanism.

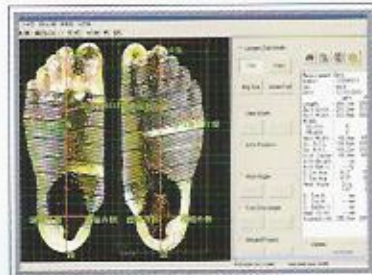


Recreate 3D image of all of foot parts below an ankle with about 30,000 scanning points for one foot.

Measuring foot parts such as instep ,heel ,toe and sole, about 30,000 points below the ankle and recreate accurate foot shape image.

The measured foot data is displayed in 3D format immediately, and the detail 3D foot shape is obtained.

And, using a mouse, the foot shape can be checked from a variety of angles.



Speedy analysis of foot length, ball girth, arch, etc. can be done from the foot shape.

The measured foot shape data is processed by our original foot shape analyze software.

This software automates the measurement of length, width and ball girth conforming to Japanese Industrial Standard(JIS), and provides the detailed foot parts data calculation and analysis.



Anyone can easily measure data by just a mouse operation.

It is easy to measure data with just clicks on the measurement button.

Data modification and calculation of the detailed foot parts can be done by just a mouse operation.

3 data formats for printing is available, and data is printed meeting your needs.

Make the database of measured foot data.

The measured foot data is accumulated automatically in databases.

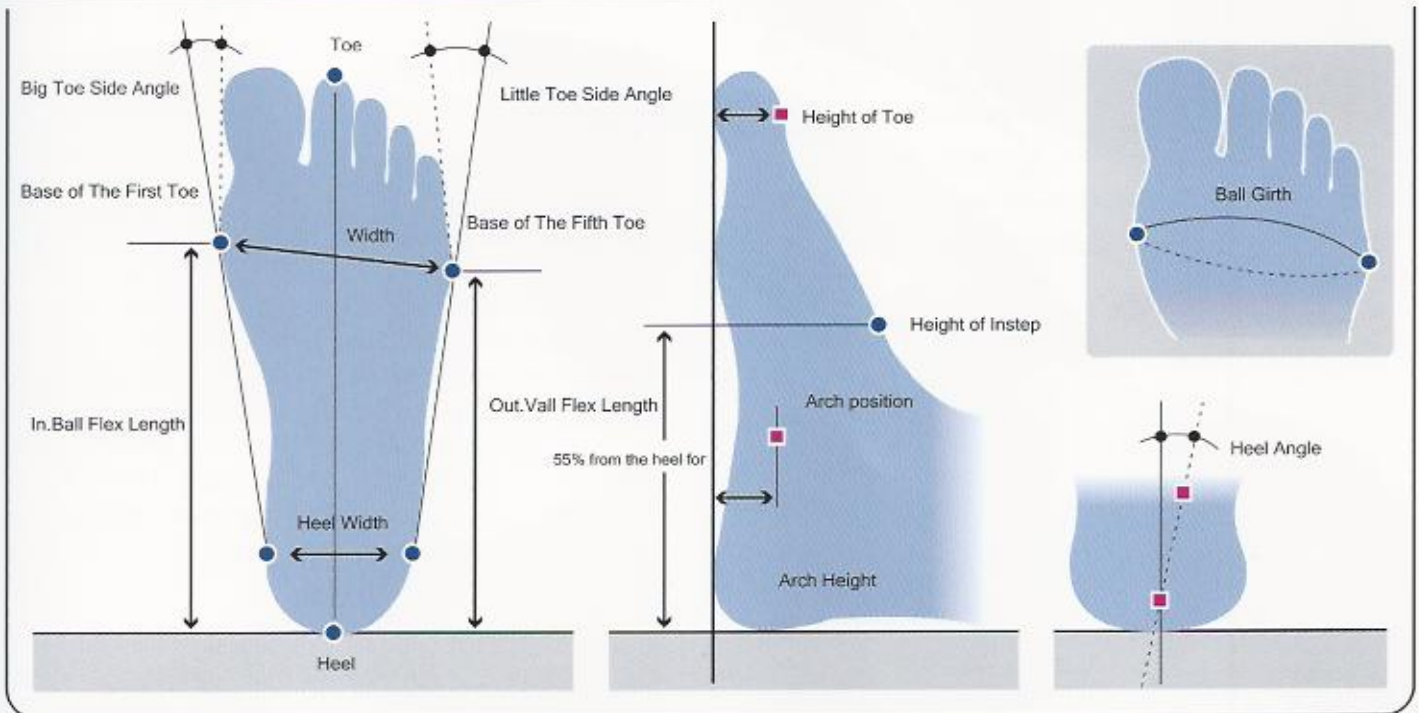
Edit of data using the database software can be done, and it is useful in building the shop original customer management system.

POINTS

Measurement Item

Length	A measure of the distance from the heel to the longest toe of the foot
Ball Girth	A girth from base of the first toe to base of the fifth toe
Width	A measure of the distance from base of the first toe to base of the fifth toe
Ball Girth (JIS standard)	A symbolic display of the Ball Girth in JIS standard
Width (JIS standard)	A symbolic display of the Width in JIS standard
Arch Height	A height from grounding location of intended arch point
Heel Angle	An angle between measure of upper end of the calcaneum and the lower end of the calcaneum and grounding location

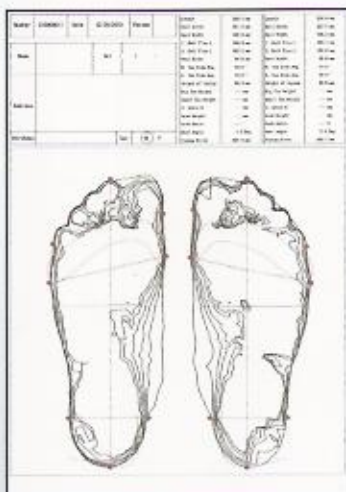
Big Toe Side Angle	An angle between base of the first toe and the first toe side. An angle show the toe is inside
Little Toe Side Angle	An angle between base of the fifth toe and the fifth toe side. An angle show the toe is inside
Height of Toe	A height from grounding location of the highest point of the toe
Height of Instep	The highest point of the cross-section of 55% from the heel for the Length
In.Ball Flex Length	A distance from the heel to base of the first toe
Out.Vall Flex Length	A distance from the heel to base of the fifth toe
Out Ankle Height	A height from grounding location of intended point under the external malleolus



※ Please put the mark stickers this point before measure this part

REPORTS

Output Sheet



Full Scale Foot Patterns Datasheet (A3 size)



Foot Measurement Datasheet



Foot Shape Determination Datasheet

Output sheet can be selected from 3 data formats meeting your needs.

"Foot Measurement Datasheet" that is a list of most information obtained is printed at the basic setting.

"Foot Shape Determination Datasheet" that shows foot length, ball girth and foot graphics which are required for shoe selection, and "Full Scale Foot Patterns Datasheet" that print a full scale foot pattern at A3 size paper, are also available.

These datasheets are utilized by people making the made-to-order shoes and insole.



Starting a New Business Model
in the measurement

3D FOOT SCAN SOLUTION

Measured data + Motion analysis

Motion Control Center

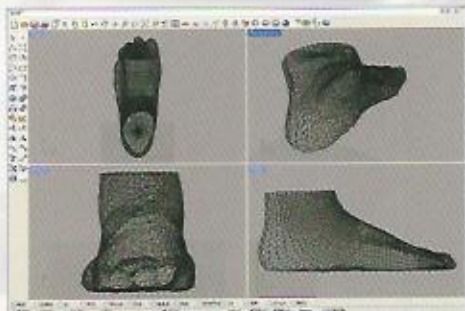
"Motion Control Center" adds the motion analysis to the measured motionless foot data.



Using measured foot data in CAD

CAD Software Relation

Measured foot data can be used by CAD software in designing an insole and shoe last.



Using measured foot data in shoes navigation system

Shoes Navigation System

Matching the measured foot data and the registered shoes data to recommend shoes to a customer.

